

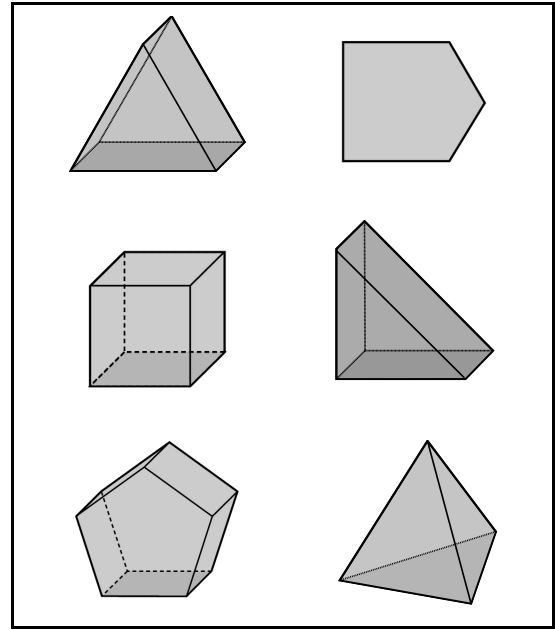
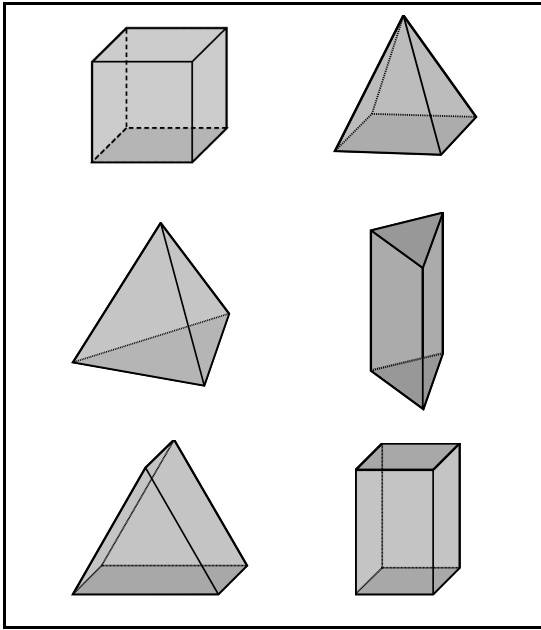
**Handout**  
**3 – 3**  
Section 17

Reinforcement


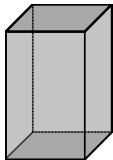
**Prisms and Pyramids –  
Nets of Prisms and Pyramids**

1. Circle the pyramids.

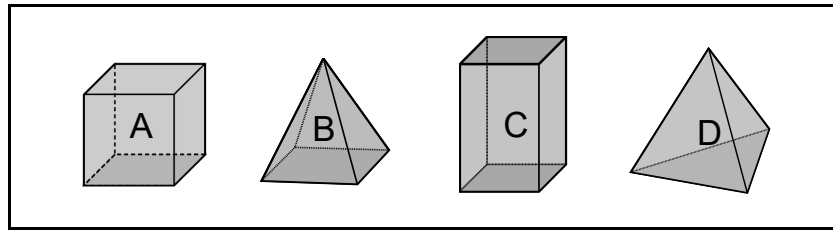
2. Circle the prisms.



3. Fill in the table.

| Solid | Characteristics   | Shape of the Base | Example   |
|-------|---|-------------------|---|
|       | Number of faces <input type="text"/><br>Number of edges <input type="text"/><br>Number of vertices <input type="text"/> |                   |  |
|       | Number of faces <input type="text"/><br>Number of edges <input type="text"/><br>Number of vertices <input type="text"/> |                   |  |

**4. Look at the solids. Answer the questions.**

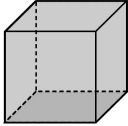

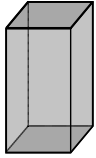

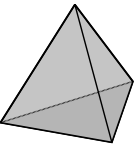





a) Which solid has 5 faces?

b) Which solids have 8 vertices?

c) Which solid has 6 edges?

**5. Draw the plane figures needed to build each solid.**

| Solid  | Plane Figures   | Missing Figures |
|--|---|-----------------|
| a)   |  |                 |
| b)  |  |                 |
| c)  |  |                 |
| d)  |  |                 |