

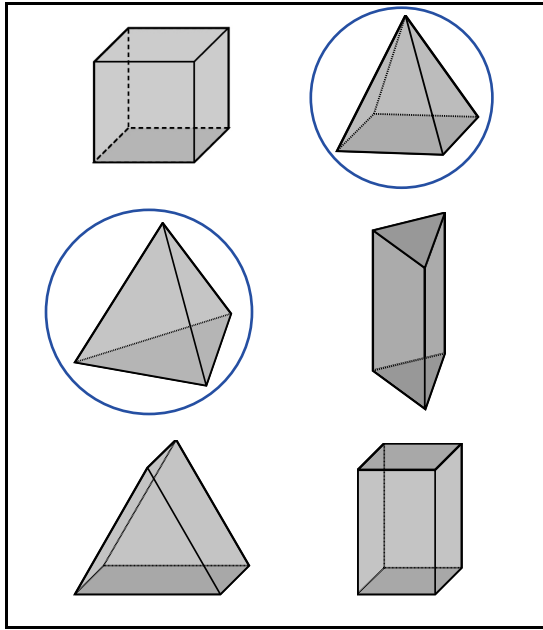
Handout
3 – 3
Section 17

Reinforcement

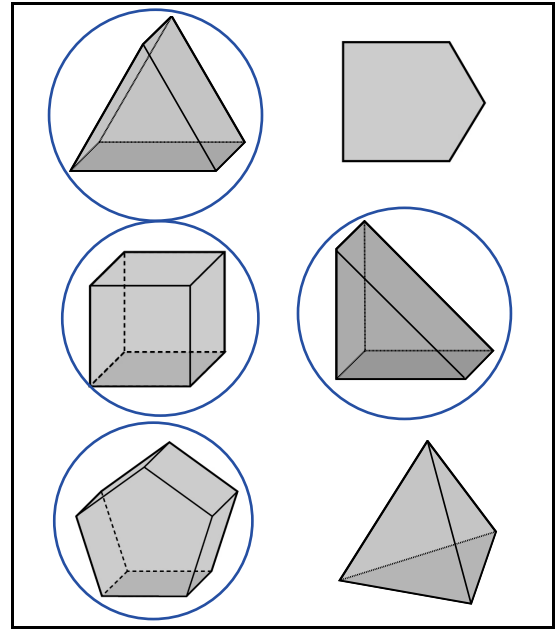
**ANSWER
KEY**

**Prisms and Pyramids –
Nets of Prisms and Pyramids**

1. Circle the pyramids.



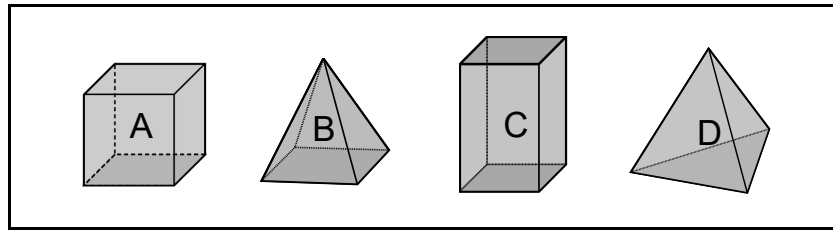
2. Circle the prisms.



3. Fill in the table.

Solid	Characteristics	Shape of the Base	Example
Triangular prism	Number of faces: <input type="text" value="5"/> Number of edges: <input type="text" value="9"/> Number of vertices: <input type="text" value="6"/>		
Square prism	Number of faces: <input type="text" value="6"/> Number of edges: <input type="text" value="12"/> Number of vertices: <input type="text" value="8"/>		

4. Look at the solids. Answer the questions.



a) Which solid has 5 faces?

B

b) Which solids have 8 vertices?

A, C

c) Which solid has 6 edges?

D

5. Draw the plane figures needed to build each solid.

Solid	Plane Figures	Missing Figures
a) 		
b) 		
c) 		
d) 		