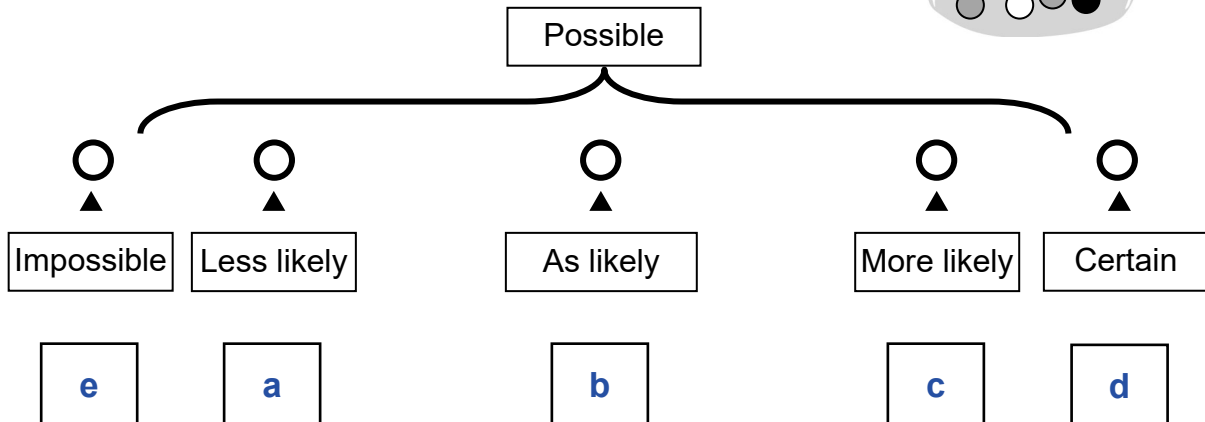



**Handout****4 – 7**  
Section 27

## Reinforcement

**Probability – Tree Diagrams****ANSWER  
KEY**


1. **Observe** the contents of the bag of marbles. **Determine** the probability of the outcomes described below and **write** the corresponding letters (a to e) on the probability line.



- a) The probability of picking a grey marble from the bag rather than a white marble
- b) The probability of picking a black marble rather than a grey marble
- c) The probability of picking a white marble rather than a black marble
- d) The probability of picking a grey, black or white marble
- e) The probability of picking a red marble

2. **Observe** the butterfly net. **Describe** the probability of randomly picking a bee from the net rather than another type of insect.

It is less likely that someone would pick a bee from the net than another type of insect.

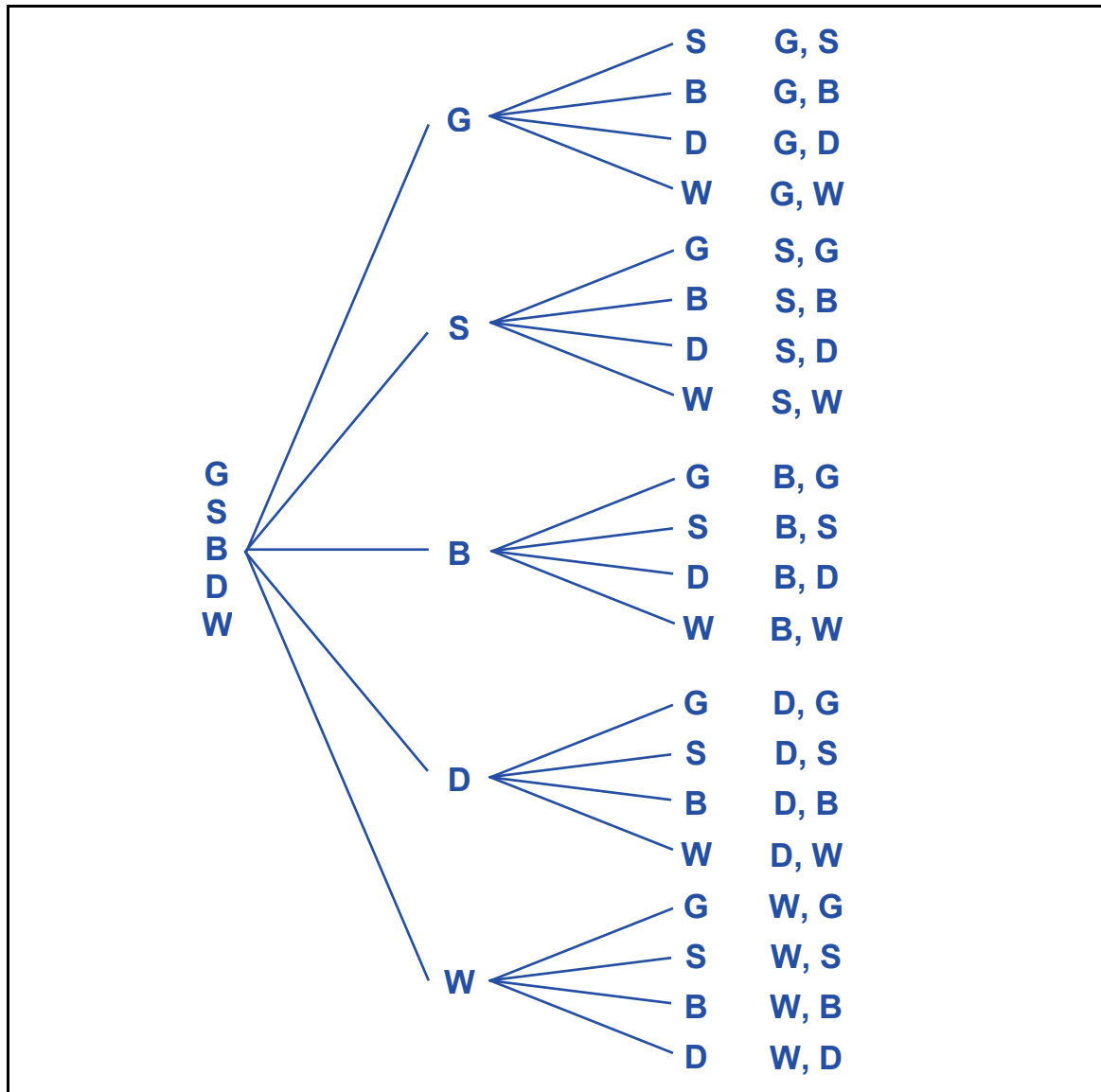


**3. Observe** the contents of the bag of buttons.

a) **Draw** the tree diagram of all the possible outcomes of randomly picking 2 buttons out of the bag.



Use these abbreviations: **G** for grey, **S** for striped, **B** for black, **D** for dotted and **W** for white.



b) How many possible outcomes are there?

There are 20 possible outcomes.