















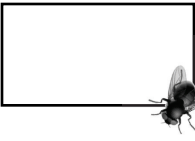



**3. Write** the decimal number, the fraction and the percentage that match the coloured part of each grid.

	Representation	Decimal Number	Fraction	Percentage
a)				

b)				
----	--	---	--	---

c)				
----	---	---	--	---

d)				
----	---	---	--	---